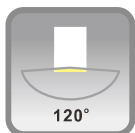





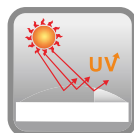
Installation Instructions N200414 // Jelly XL (EN)



Beam Angle



Min. Bending Diameter



UV Resistant



IP67* Protection



Installation Instructions N200414 // Jelly XL (EN)

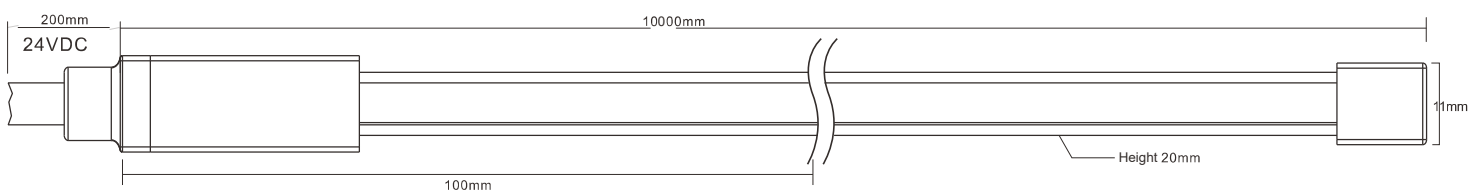
Product parameters:

Absolute Maximum Rating at TA=25°C

Parameter	Mark	Rated Value	Unit
Forward Voltage DC	VF	24VDC	V
Forward Current	IF	625	mA/M
Power	PD	14.4	W/M
CRI	Ra	90+	/
Luminous Flux	Φ	2700K 320LM 3000K 320LM 4000K 360LM	Lm (1M)
Width	W	11	mm
Height	T	20	mm
Min.Bending Diameter	R	≥120	mm
IP Grade	IP	IP67*	/

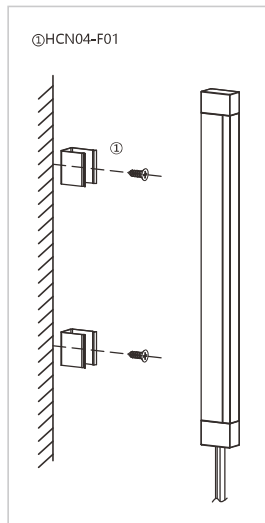
(*):The IP67 will be reach only when connectors are correctly sealed with neutral silicone material.

Drawing:

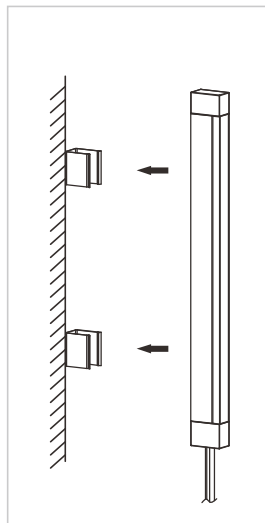


Installation Instructions N200414 // Jelly XL (EN)

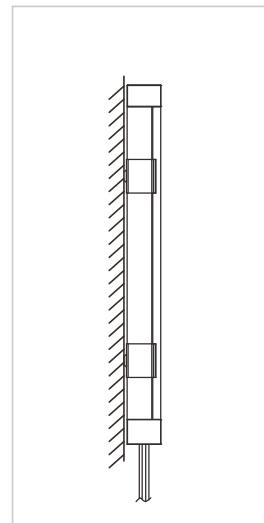
Installation



First, fix the clips onto the wall.



Second, push the neon light all the way down to the clips.



Third, check the polarity and connect the cables to the power supply.

Product Features

1. IP65 Neon flex, side view version, dimension: 11x20mm .
2. Material: silicon tube.
3. Low voltage 24VDC.
4. Single color.
5. High light efficiency.

Accessories



End cap
HCN04-T01



End cap with cables
HCN04-C02



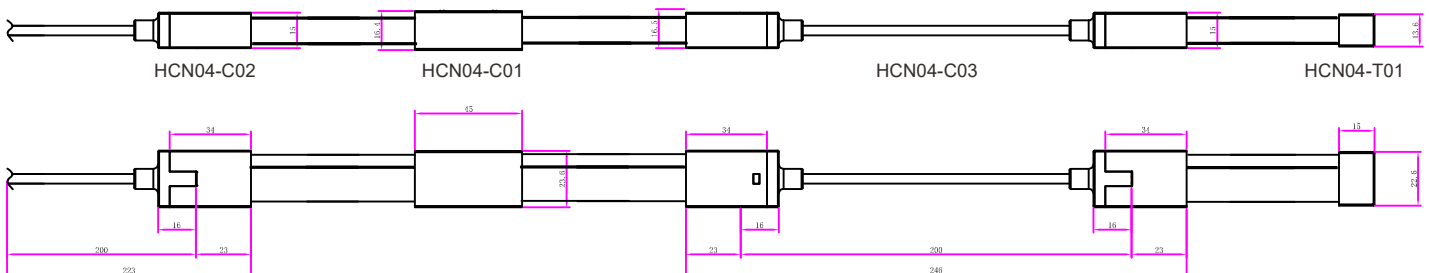
End cap with side cables
HCN04-C04



Jumper connector
HCN04-C03



Splice connector
HCN04-C01



All dimensions in mm

